

Imię i nazwisko

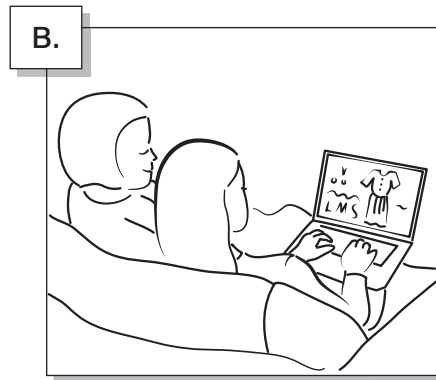

Zadanie 1

(0–5)

Usłyszysz dwukrotnie pięć tekstów. W zadaniach 1.1.–1.5., na podstawie informacji zawartych w nagraniu, z podanych odpowiedzi wybierz właściwą. Zakreśl jedną z liter: A, B albo C.

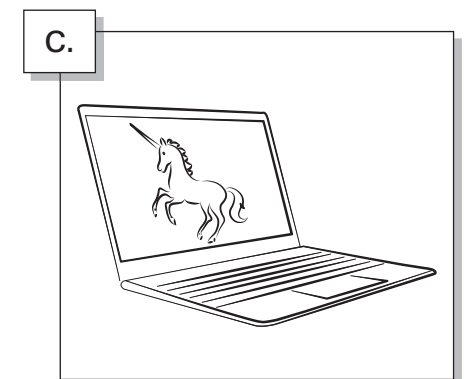
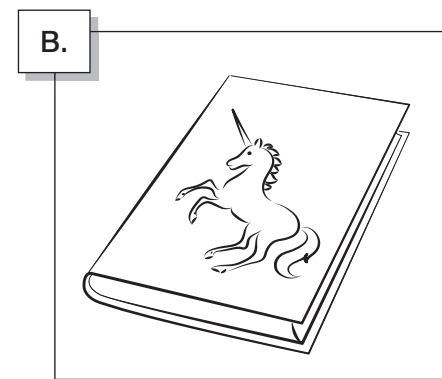
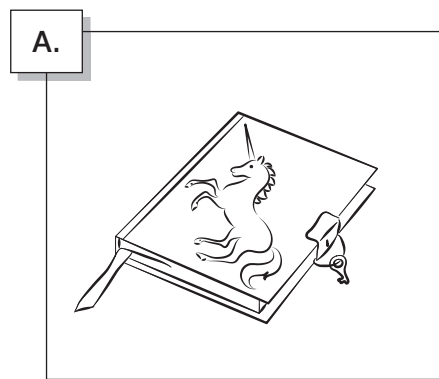
1.1.

Where are Emma and her mum?



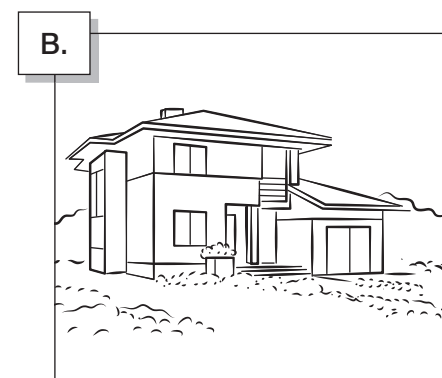

1.2.

Which object is Holly describing?



1.3.

Which picture shows the boy's house?



1.4.

The girl and the boy are talking about

- A. a competition organised by a language school
- B. a trip for students learning English
- C. a new language course

1.5.

The boy is calling Jessie to

- A. wish her a happy birthday
- B. apologise for not coming to the party
- C. invite her to his birthday party

Zadanie 2

(0–4)

Usłyszysz dwukrotnie cztery wypowiedzi na temat sportu. Na podstawie informacji zawartych w nagraniu dopasuj do każdej wypowiedzi (2.1.–2.4.) odpowiadające jej zdanie (A–E). Wpisz rozwiązania do tabeli.

Uwaga! Jedno zdanie zostało podane dodatkowo i nie pasuje do żadnej wypowiedzi.

This person

- A. has recently taken part in a sports event
- B. prefers individual sports
- C. will never try one of the sports again
- D. was disappointed with the result of the game
- E. didn't like the sports centre they have visited

2.1.	2.2.	2.3.	2.4.

Zadanie 3

(0–4)

Usłyszysz dwukrotnie wywiad z nastoletnią podróżniczką. Na podstawie informacji zawartych w nagraniu uzupełnij luki 3.1.–3.4. w poniższej notatce. Luki należy uzupełnić w języku angielskim.

Meet the teen traveller Matilda Smith

- her travelling passion started at the age of 3.1. _____
- the best thing about her visit to Thailand: 3.2. _____
- the continent she hasn't visited yet: 3.3. _____
- her plans for the nearest future: 3.4. _____ and _____

Zadanie 4

(0–4)

Usłyszysz dwukrotnie cztery wypowiedzi (4.1.–4.4.). Do każdej z nich dobierz właściwą reakcję (A–E). Wpisz rozwiązania do tabeli.

Uwaga! Jedna reakcja została podana dodatkowo i nie pasuje do żadnej wypowiedzi.

- A. I don't like it, and you?
- B. No, go ahead. It's quite hot in here.
- C. I'll stay in, I guess.
- D. See you later then!
- E. Sure. Just give me a second.

4.1.	4.2.	4.3.	4.4.

Zadanie 5

(0–4)

Dla każdej z opisanych sytuacji (5.1.–5.4.) wybierz właściwą reakcję. Zakreśl jedną z liter: A, B albo C.

5.1. Koleżanka zaproponowała Ci wspólne wyjście do kina. Nie możesz z nią pójść i odmawiasz. Co powiesz?

- A. I'm afraid I can't, sorry!
- B. Sorry, but I really don't like it.
- C. I wouldn't go if I were you.

5.2. Kolega kupił dla Ciebie trudno dostępny bilet na koncert. Wyraż swoją wdzięczność.

- A. It was a great idea to buy it!
- B. Thanks, that was so kind of you!
- C. Well done!

5.3. Rozmawiasz na przyjęciu ze swoim kolegą. Zapytaj go, czy mu się podoba.

- A. Do you like parties?
- B. Are you enjoying the party?
- C. How about going to a party?

5.4. Rozłądował Ci się telefon, a musisz pilnie zadzwonić do rodziców. Poproś koleżankę, żeby pożyczyła Ci swój telefon.

- A. Why don't you use my phone?
- B. Should I use your phone?
- C. Can I use your phone?

Zadanie 6

(0–3)

Uzupełnij dialogi. Wpisz w każdą lukę (6.1.–6.3.) brakujący fragment wypowiedzi, tak aby otrzymać spójne i logiczne teksty. Luki należy uzupełnić w języku angielskim.

Excuse me,
6.1. _____
the nearest pharmacy?

It's in the shopping centre.
You need to take bus
number 124 to get there.

You're leaving? You've
got homework to do!

6.2. _____
in half an hour, mum, promise!

Do 6.3. _____
else, Sue?

Yes, I do. Could I have
a hot cup of tea? Thanks!

Zadanie 7

(0–4)

Przeczytaj teksty. W zadaniach 7.1.–7.4. z podanych odpowiedzi wybierz właściwą, zgodną z treścią tekstu. Zakreśl jedną z liter: A, B albo C.

7.1.

<
^v ☰

From: Mollie
To: Josh
Subject: Greetings from Dublin!

Hi Josh!

Greetings from Dublin! I'm spending a week here visiting my aunt Martha. Yesterday I had a fantastic day. First, we went to a big shopping centre and I bought new headphones. Then we had dinner in a traditional Irish restaurant. I didn't like the food very much, but my parents loved it!

I'm flying back home tomorrow morning. We can meet up on Friday and I'll show you the photos. I'll text you soon.

Take care,
 Mollie

- 7.1. This e-mail is about
- A. going to a restaurant
 - B. having a holiday
 - C. doing shopping

7.2.

Hi Ed. Are you free tomorrow evening? If so, why don't you come over to my place?

I hope you remember about the maths project we have to do for Wednesday. We can talk about it when we meet. Then we can watch the last episode of *Star Wars* – what do you think?

My mum has promised to make a pizza, yummy! Just let me know if you can come, OK?

- 7.2. Matthew is writing to
- A. tell Ed about the maths project
 - B. ask Ed about a new film
 - C. invite him to his house

7.3.

Lost your wallet?

I picked it up from a bench in Victoria park.
 There's some money inside it.
 If you think it's yours, call Jessie on 542 050 221.

To get your wallet back, you will have to describe it and tell me how much money is in it!

- 7.3. This text was written by someone who
- A. has found a wallet
 - B. has lost a wallet
 - C. has a wallet for sale

7.4.

BOOK FAIR

ENTRANCE FREE!

AT QUEEN VICTORIA SCHOOL!

Time: Monday, 7 May, 3 p.m. – 6 p.m.

- Buy books at a discount from local bookshops (place: school yard)
- Watch amazing presentations on your favourite books (place: school library – no reservation needed)

If you want to sell books that you no longer need, contact Ms. Reed by Thursday, 3 May to discuss the prices of your books.

- 7.4. What should you do before the book fair?
- A. see a teacher if you want to sell your books
 - B. buy tickets to get a discount for books
 - C. book a place to watch presentations

Zadanie 8

(0–4)

Przeczytaj tekst, z którego usunięto cztery zdania. Wpisz w każdą lukę (8.1.–8.4.) literę, którą oznaczono brakujące zdanie (A–E), tak aby otrzymać logiczny i spójny tekst.

Uwaga! Jedno zdanie zostało podane dodatkowo i nie pasuje do żadnej luki.

<
^v ≡

The Secret of Work

Once upon a time there lived a king in southern India named Sri Rana Charya. One day he called out a group of servants and said: "Go and observe the people of my village and bring me the person who knows about the secret of work. But remember one thing – the people you meet must not know that it was I who sent you."

The servants didn't understand what the king meant and they walked away. **8.1.** _____ Each of them had a plan, but the best was that of Raghu, the cleverest of the servants, which they all agreed to.

The very next day they all dressed as countrymen and began to travel around the village. **8.2.** _____ They went to him and said: "Do you like this job, sir?" He answered: "No, I do it because my parents did it too". The servants said goodbye to the man and walked away. While travelling, the servants also saw an angry man washing clothes in the river. They asked him: "Sir, do you like this job?" The man answered angrily: "No, when I was small I was not interested in studies and I never listened to my parents, so I became a washerman. **8.3.** _____ I do this job to feed my children".

The servants went away. They decided to send a message to the king that no one in the village knew about the secret of work. But suddenly, they saw a small building with five candles and three lamps. Inside there was a man studying a science book. The servants guessed it was a school. **8.4.** _____ He answered: "I love this job and it gives me satisfaction and happiness to teach so many children".

Hearing this, the servants took the teacher to the king. Soon he became the best teacher in the village and was given an award. The king also built a big school for all the children in the village.

Na podstawie: <http://www.english-for-students.com/Secret-of-Work.html>

- A. First they saw a man who was cutting down trees.
- B. He was so tired that he didn't want to talk to them.
- C. Now I have to look after my family.
- D. They spent the night thinking about what to do.
- E. They entered the building and asked the teacher the same question.

Zadanie 9

(0–4)

Przeczytaj tekst. Uzupełnij luki w zdaniach 9.1.–9.4. zgodnie z treścią tekstu. Luki należy uzupełnić w języku angielskim.

THE MOST EXPENSIVE HOTEL ROOM IN THE WORLD

You'd better start saving money. The most luxurious hotel room costs around \$80,000 per night!

The hotel where you can stay in the most expensive room in the world is called the President Wilson. It's not situated in Dubai or Las Vegas, places which are famous for expensive hotels. If you want to stay in the President Wilson, you must visit Geneva, Switzerland. The Royal Penthouse Suite, as the luxury room is called, is also the biggest hotel room on earth – it takes the whole 8th floor of the building! The suite has 12 bedrooms and 12 bathrooms, and can accommodate up to 12 people. This means that each person has to pay about \$6,600 per night! For such a price you can expect the best service and attractions!

Speaking of attractions, you can enjoy an incredible view of the Alps from the terrace that surrounds the suite. If you are a fan of sport, you can use your private gym or play snooker. If you are a music lover you can play on a Steinway grand piano, and if you like the cinema, you can watch films on the world's largest TV screen.

Who usually stays in the Royal Penthouse Suite? Not everyone can afford to pay so much for a single night there, so the suite is booked mainly by VIPs and celebrities who travel with large groups of people to help them. But even if they come alone, they can use their own private staff that the hotel offers – chefs, personal trainers and assistants. You can have it all, at a price, of course!

*Na podstawie <https://edition.cnn.com/travel/article/peek-inside-the-worlds-most-expensive-hotel-rooms/index.html>
oraz <http://www.travelandleisure.com/hotels-resorts/luxury-hotels/worlds-most-expensive-hotel-suite>*

- 9.1. The hotel with the most expensive room in the world is located in _____.
- 9.2. The price of the room is around _____ per person.
- 9.3. You can look at _____ from the balcony.
- 9.4. The Royal Penthouse Suite is often visited by _____.

Zadanie 10

(0–3)

Przeczytaj tekst. Uzupełnij w e-mailu luki 10.1.–10.3. zgodnie z treścią tekstu. Luki należy uzupełnić w języku polskim.

**ATTENTION
YOUNG WRITERS!**

Do you think you can write good stories? Then enter our competition and win fantastic prizes!

- The main prize is a trip to London. You can also win money and lots of fantastic books.
- We will publish the three best stories in a special edition of the *Love 2 Write* magazine.

How do you enter the competition?

- Send an electronic version of your story to our e-mail address AND a printed version by traditional post. The closing date is June 20.
- Pay the entry fee of £15.

The list of winners will be published on July 1. Visit our website for more details: www.love2write.com.

< ^v ≡

Hej Kasiu, widziałaś ogłoszenie o konkursie literackim? Może spróbujemy?

Myślisz, że to dobry pomysł? A do kiedy trzeba wysłać teksty?

Ostateczny termin nadsyłania prac upływa **10.1.** _____ .

A co można wygrać?

Główna nagroda to **10.2.** _____ . Ale to nie wszystko. Zamierzają opublikować **10.3.** _____ w specjalnym numerze czasopisma! Ja chyba wezmę udział w tym konkursie.

Ja też. Dzięki za informacje!

Zadanie 11

(0–4)

Przeczytaj tekst. Wybierz poprawne uzupełnienie luk 11.1.–11.4. Zakreśl literę A, B albo C.

< ^v ≡

THE HISTORY OF SNEAKERS

Almost every teenager in the world owns a pair of sneakers. But not all of them know that sneakers have a very long history. In the 18th century people wore shoes with rubber soles for **11.1.** ____ first time. Those early sneakers were **11.2.** ____ plimsolls. An interesting fact about plimsolls is that there was no left or right foot! The first sneakers with canvas tops were produced in 1917. In the 20th century people wore sneakers mainly to play sports, but soon children **11.3.** ____ to wear them as trendy accessories to their clothing. Now, companies producing sports shoes use new technologies to make sneakers more comfortable. They pump air into shoes or even put springs in the soles! Of course, you **11.4.** ____ to pay for this – the best sneakers cost more than \$100 a pair!

Na podstawie: <https://www.factmonster.com/cool-stuff/fashion-and-dress/history-sneakers>

- | | | |
|-----------------|------------|---------------|
| 11.1. A. a | B. the | C. an |
| 11.2. A. called | B. calling | C. call |
| 11.3. A. began | B. begin | C. have begun |
| 11.4. A. must | B. should | C. have |

Zadanie 12

(0–3)

Przeczytaj opis ilustracji. Uzupełnij każdą lukę (12.1.–12.3.) jednym wyrazem, tak aby powstał spójny i logiczny tekst zgodny z ilustracją. Wymagana jest pełna poprawność ortograficzna i gramatyczna wpisywanych wyrazów.



This photo was taken in the streets of Hangzhou, China. In the centre of the picture you can see runners who are taking **12.1.** _____ in a marathon. There are many of them and they are all wearing sport **12.2.** _____ with their start numbers on them. To the right there are some photographers. They are **12.3.** _____ pictures of the runners.

Zadanie 13

(0–4)

Przetłumacz na język angielski fragmenty podane w nawiasach, tak aby otrzymać zdania logiczne i gramatycznie poprawne. Wymagana jest pełna poprawność ortograficzna wpisywanych fragmentów zdań.

Uwaga! W każdą lukę możesz wpisać maksymalnie trzy wyrazy.

13.1. If (*będę mieć wystarczająco dużo*) _____ money, I'll buy myself a new pair of roller-skates.

13.2. Harry is (*takim miłym*) _____ guy – he lent me some money for a bus ticket.

13.3. I'm calling (*żeby ci opowiedzieć*) _____ about what happened at school yesterday.

13.4. Listening to (*siebie nawzajem*) _____ is one of the most important rules in this school.

Zadanie 14

(0–10)

W Twoim mieście otwarte zostało nowe miejsce, w którym nastolatki mogą aktywnie spędzać czas. W e-mailu do koleżanki z Anglii:

- poinformuj kolegę o tym, co nastolatki mogą robić w nowym klubie;
- opisz niespodziankę przygotowaną dla odwiedzających z okazji otwarcia klubu;
- napisz, co najbardziej podoba Ci się w nowym klubie.

Napisz swoją wypowiedź w języku angielskim. Podpisz się jako XYZ.

Rozwiń swoją wypowiedź w każdym z trzech podpunktów, tak aby osoba nieznająca polecenia w języku polskim uzyskała wszystkie wskazane w nim informacje. Pamiętaj, że długość wypowiedzi powinna wynosić od 50 do 120 słów (nie licząc wyrazów podanych na początku wypowiedzi). Oceniane są: umiejętność pełnego przekazania informacji, spójność, bogactwo językowe oraz poprawność językowa.

<^v ☰

To: Lisa
Subject: new club in my town

Hi Lisa,
I want to tell you about a new club that opened in my town last week.
